

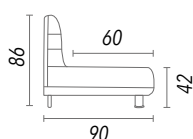
BOMBER



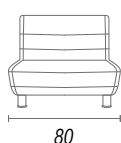
Letto con telaio in tubo da mobilio ad alta resistenza con verniciatura epossidica. Piano dormita con doghe in faggio o rete in acciaio elettrosaldato. Disponibile con due diversi materassi: materasso H 10 cm, con anima in poliuretano espanso densità 18 kg/m³, rivestito di tnt; materasso H 14 cm, con anima in poliuretano espanso densità 25 kg/m³, rivestito di cotone trapuntato. Accessori disponibili sul divano: braccioli laterali in tubo da mobilio ad alta resistenza con verniciatura epossidica e spalliera in tubo da mobilio alta resistenza con verniciatura epossidica.

Bed with ultra-strong frame in furniture tubing high-strength painted with epoxy powders. Sleeping surface with beech slats or fuse-bonded mesh. Available with two different mattresses: mattress H 10 cm, with polyurethane foam density 18 Kg/m³, covered with tnt; mattress H 14 cm, with polyurethane foam density 25 Kg/m³, covered with quilted cotton. Accessories available on the sofa: side arms in furniture tubing high strength epoxy painted and back in furniture tubing high strength epoxy painted.

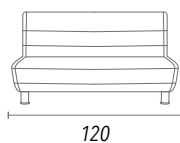
LATERALE



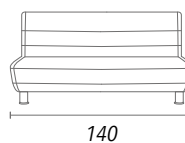
POLTRONA LETTO



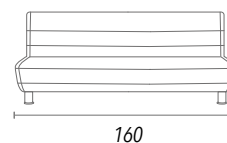
2 POSTI LETTO



2 POSTI LETTO MIS. 140



3 POSTI LETTO



APERTURA RETE

